

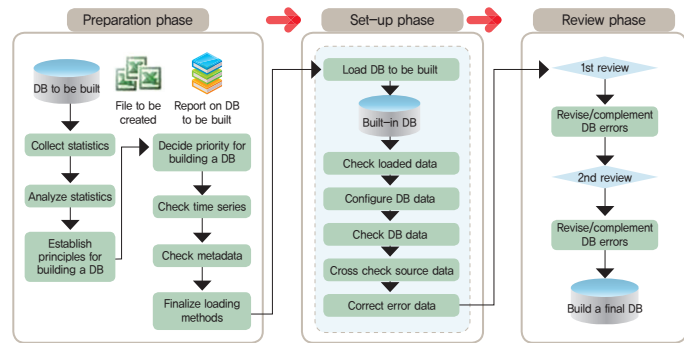
## Gender Statistical DB Set-Up

The Gender Statistics Information System builds a database by collecting and analyzing domestic and overseas gender statistics, and enables users to check the built database on the statistical database menu.

**Select indicators** Select indicators to be built in the Gender Statistics Information System by reviewing gender statistics by topic and area.

**Collect statistics** Collect gender-disaggregated statistics generated and announced by Statistics Korea, central administrative agencies, other designated statistics-producing agencies, and international organizations.

**Analyze statistics** If the statistics announced by statistics-producing agencies are not gender-disaggregated, secure raw data and analyze them to produce gender-disaggregated statistics.



GSIS Database Build procedure

Just a Sec!

※ Each agency announces statistical data in diverse forms, including statistical database, reports, and yearbooks, at various times depending on the purpose of statistical survey and the method of statistical survey and collection.

※ The GSIS builds a statistical database within two weeks of the announcement of a statistics-producing agency.

**Review** Go through a review process from multiple aspects to secure accuracy and reliability of collected and analyzed statistical data.

**Set up** Provide statistical information in the form of statistical tables, figures, and maps through the Gender Statistics Information System.



### Statistical DB Update

The current database update of the Gender Statistics Information System over the past week is posted on the "DB Update" bulletin every Monday.

Present recent news of statistical DB update and press releases

Production agency	Survey title	Title of statistical table	Meta	Term
STATISTICS KOREA	International Migration Statistics.	International Migration of Foreigners(by Sex/Age)	📄	Monthly
STATISTICS KOREA	International Migration Statistics.	International Migration of Koreans & Foreigners(by Sex/Age)	📄	Monthly
STATISTICS KOREA	International Migration Statistics.	International Migration of Koreans(by Sex/Age)	📄	Monthly
STATISTICS KOREA	International Migration Statistics.	Arrivals of Foreigners (by Sex/Status of Sojourn)	📄	Monthly
STATISTICS KOREA	International Migration Statistics.	International Migration of Foreigners(by Sex/Nationality)	📄	Monthly



## What is the Gender Statistics Information System?



### What is Gender Statistics?

- » Gender Statistics Information System is a portal site that provides integrated information on gender statistics, including a statistical database, statistical publications, and microdata.
- » The menu of the Gender Statistics Information System consists of a Statistical Database, Thematic Statistics, News, Introduction.



### Expected Policy Effects of GSIS

- » Contributes to formation of policies on women's affairs and elaboration of assessment process by providing gender statistics information, which is basic data for Gender Budget and Gender Impact Assessment.
- » Contributes to promotion of policies and research on local women by providing gender statistics information at regional levels.
- » Contributes to development of gender statistics and indicators by meeting various demands for gender statistics.



### Expected Social Effects of GSIS

- » Enables fast and systematic identification of Korean women's present conditions and social status by providing rich information on gender statistics via web sites and mobile devices.
- » Contributes to identification and analysis of Korean women's international status by providing statistics information on international women.
- » Contributes to promotion of social awareness of and interest in gender statistics by providing knowledge and information on gender statistics for the general public, researchers, and policy makers.



### Gender Statistics and Its Needs

#### What is Gender Statistics?

Gender statistics is gender-based statistics disaggregated from individual-level statistics. It also refers to all kinds of statistical data generated and presented to reflect women's and men's conditions, social contributions, needs, and specific issues. It ultimately means all statistics made to reveal and abolish gender unequal phenomena from various aspects of a society.


#### Needs of Gender Statistics

- Present gender differences
- Check unequal situations
- Perform the role of milestones toward gender equality
- Enhance the efficiency of policies on gender equality



### History of the Gender Statistics Information System

» Since its publication of Women-Related Social Statistics and Indicators in 1986, the Korean Women's Development Institute has actively published reports on gender statistics in Korea. Since 1994, the KWDI has published the Statistical Yearbook on Women, Korea's representative publication on gender statistics. Since 1999, it has diversified distribution types of gender statistics, thereby building Statistical Database on Women and providing related services. Since 2006, the KWDI has strived to transform this database system to a portal on gender statistics by expanding and reorganizing the system, eventually establishing the Gender Statistics Information System. This system has since contributed to dissemination of gender statistics information through continuous upgrades.



<http://gsis.kwdi.re.kr>

## View Gender Statistics Information System at a Glance



Korean Women's Development Institute



Korean Women's Development Institute  
Gender Statistics

[03367] 225, Jinheung-ro, Eunpyeong-gu, Seoul, Republic of Korea

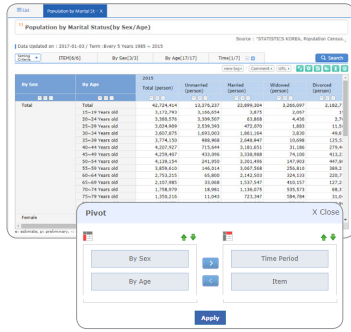
E-Mail:gsis@kwidmail.re.kr

# How to Provide a Gender Statistical DB



## Provide a Statistical DB

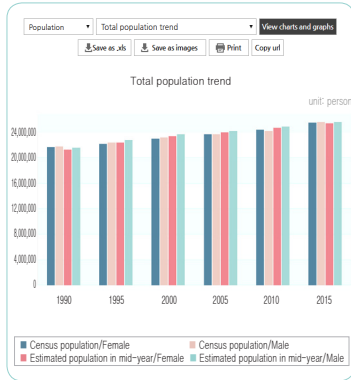
» The Gender Statistics Information System enables you to view statistical tables on the statistical database. You can view the statistical database right on the browser without installing any program, and make a table whatever form you want by changing rows and columns through "Pivot" function.



## View charts and graphs

» GSIS provides major gender statistics in the form of figures. You can download the figures in Excel or image files depending on your purpose.

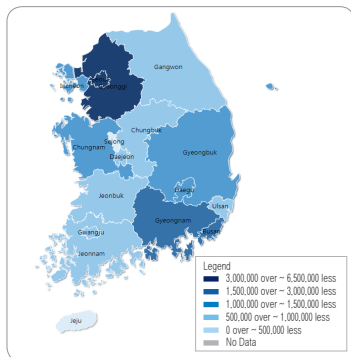
» Topic : Population, Family, Education, Economic Activity, Health, Welfare, Political and Social activity, Culture and Information, Safety, International Comparatives



## View Maps

» GSIS enables users to view gender statistics by sector on nationwide maps at a glance.

» Topic : Population, Family, Child Birth and Care, Education, Economic Activity, Health, Welfare, Representativeness, Culture and Safety



» Thematic statistics → View maps

# Homepage of the Gender Statistics Information System



**1 KOREAN/SITEMAP**: Main navigation menu for Korean and Sitemap.

**2 Search**: Search function for finding specific statistics.

**3 Infographic**: Visual representation of major gender statistics.

**4 Shortcut to "Major indicators"**: Direct access to key indicators.

**5 Shortcut to "Statistical DB by topic"**: Access to the statistical database organized by topic.

**6 Notice**: Latest news and notices related to gender statistics.

**7 View charts and graphs / Publications / View maps**: Tools for visualizing data and accessing related content.

**8 Statistical DB update / Resources**: Information about database updates and available resources.

**9 Statistical reports**: Access to detailed statistical reports.

**10 Related sites**: Links to external organizations like UNICEF, Women Watch, and OECD.



## Explanation of menus of the Gender Statistics Information System

- Statistical DB**: In the Statistical DB, gender statistics are provided by topic, by region, and by source.
- Thematic Statistics**: In the Thematic Statistics, gender statistics are provided with visualization such as Major indicators, Statistical reports, View charts and graphs, View maps.
- Information**: The Information Menu provides publications on gender statistics published by the Korean Women's Development Institute, and the Resources Menu provides relevant information related to gender statistics that other agencies offer.
- News**: In the News, news related to gender statistics and notices of DB update are provided.
- Introduction**: In the Introduction, Gender Statistics and Gender Statistics Information System are introduced.



## Explanation for main pages of the Gender Statistics Information System

- 1 KOREAN / SITEMAP**: Users can move to the Gender Statistics Information System web site in Korean, and see all the services at a glance it provides through the sitemap.
- 2 Search**: Users can find necessary statistics from the Statistical DB and web contents through data search function.
- 3 Infographics**: Visualized presentation of major gender statistics
- 4 Shortcut to "Major indicators"**: Service to provide hot statistical issues by sector. Click the relevant indicator and statistical tables, then graphs and explanation will be shown.
- 5 Shortcut to "Statistical DB by topic"**: Users can move to the statistical DB of the topic that they select.
- 6 Notice**: Present major notices of gender statistics
- 7 View charts and graphs / Publications / View maps**: Present shortcuts to the View charts and graphs, Publications and View maps
- 8 Statistical DB update / Resources**: Present recent news of statistical DB update and press releases.
- 9 Statistical reports**: Present graphs and explanations for gender statistics to help users' understanding.
- 10 Related sites**: Shortcut service to gender statistics-related websites